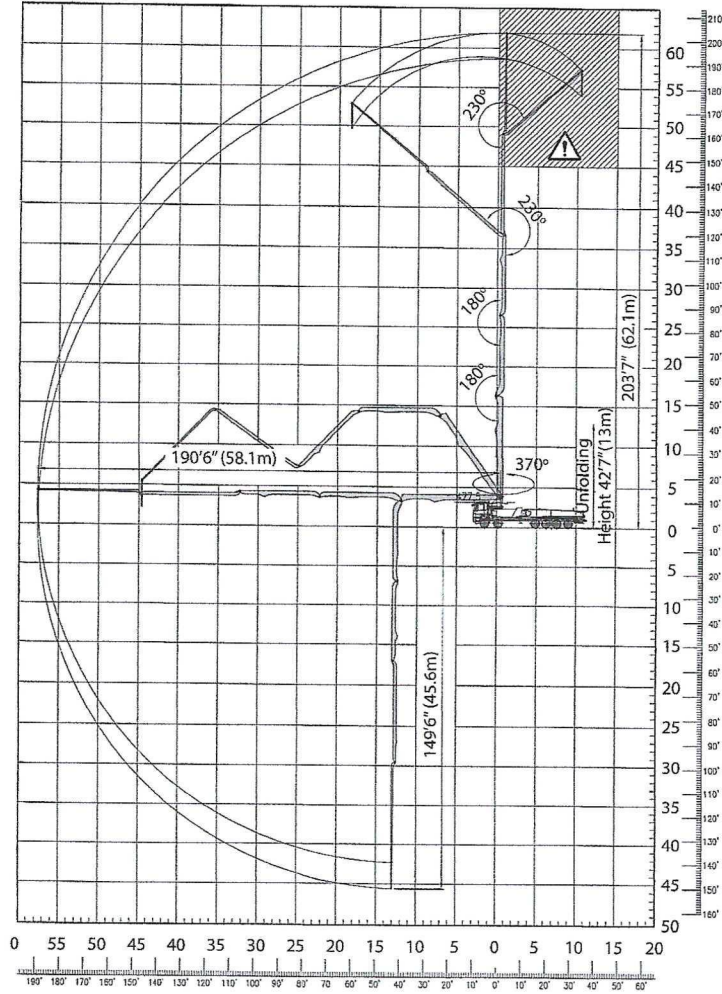


## WORKING RANGE

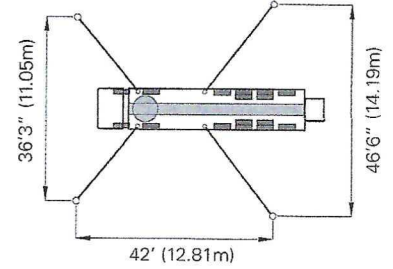


⚠ Don't use in caution area

## FEATURES & SUPPLY SCOPE

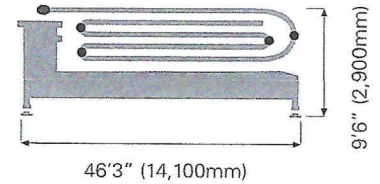
Inductive proximity switch with indicator	Flushing water pump(30bar)
Single lip concrete piston	Water tank (700L)
Hard-chromed concrete cylinders	Spray nozzle with 15m hose
Outrigger pilot check valves	Auto lubrication system for hopper
Greasing port on boom link and pedestal	Tungsten carbide for wear ring and plate
Working light on pedestal	Flap elbow(180-150mm) with cleaning port
Aluminum platform(non-skid)	Reducing pipe(150-125mm)
Bubble gauge on both side	Agitator motors on both side hopper
	Working light on hopper

## OUTRIGGER SPREAD



Front outrigger type X(Diagonal) Extension  
Rear outrigger type Swing-out

## UPPER BODY DIMENSION



## OPTIONS

- Twin wall pipe line
- Working light on boom
- Auto-lubrication for boom and pedestal
- Safety(OSS) system
- Hopper cover
- Central manual lubrication for hopper
- Safety device for hopper
- Vibrator on hopper grid
- Stainless hand rail
- Auxiliary fuel tank on one side rear outrigger
- Customized color